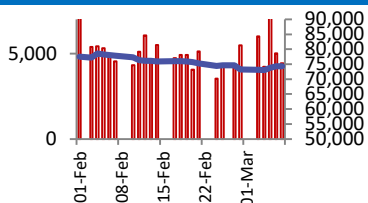
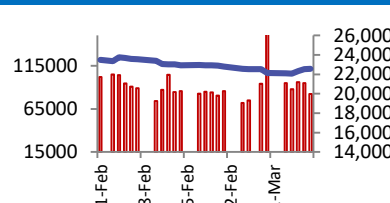


BSE



Open	74347
High	74586
Low	74038
Close	74333
Change	-8
Volume (Lacs)	5469
Turnover (Rs.inCr)	4423

NSE



Open	22509
High	22634
Low	22465
Close	22553
Change	8
Volume(Lacs)	30750
Turnover(Rs.in Cr)	82344

World Markets	Current	Previous	Pt. Chg	Var(%)
Dow	42802	42579	223	0.5%
Dow Futures	42682	42838	(156)	-0.4%
Nasdaq	18196	18069	127	0.7%
FTSE	8680	8683	(3)	0.0%
Nikkei	37096	36887	209	0.6%
Hang Seng	23778	24231	(453)	-1.9%
Gift Nifty	22582	22684	(102)	-0.4%
Straits Singapore	3911	3914	(4)	-0.1%
South Korea	2576	2563	13	0.5%
Taiwan	22546	22576	(30)	-0.1%
Shanghai	3354	3373	(19)	-0.6%

Commodity Prices	Current	Previous	Pt. Chg	Var(%)
Copper (\$/MT)	9614	9734	(121)	-1.2%
Alumin (\$/MT)	2706	2697	9	0.3%
Zinc (\$/MT)	2887	2929	(43)	-1.5%
Brent Crude (\$/bbl)	70	70	(0)	-0.5%
Gold (\$/Ounce)	2913	2909	3	0.1%
Silver (\$/Ounce)	32	33	(0)	-0.4%
Light Crude (\$/bbl)	67	67	(0)	-0.6%
N G (\$/mmbtu)	5	4	0	5.2%
Sugar (\$/MT)	525	517	8	1.5%
Rubber (Rs./kg)	193	193	0	0.0%
Baltic Dry Index	1400	1286	114	8.9%

Currency Exchange Rate	Current	Previous	Var(%)
Rs./\$ rate	86.88	87.12	-0.27%
Rs./ Euro	94.37	94.08	0.31%
Rs./Chinese Yuan	12.01	12.02	-0.15%
Yen /\$ rate	147.57	148.04	-0.32%
\$ US/Euro	1.08	1.08	0.02%

Dollar Index	Current	Previous	Var(%)
Dollar Index	103.84	103.84	0.00%

Support/ Resistance Levels for Today		
	Nifty	Bank Nifty Fut
Support 1	22460	48500
Support 2	22380	48300
Resistance	22640	48880

Securities in Ban For Trade	
MANAPPURAM	HINDCOPPER

Market Review

US: U.S. stocks finished higher on Friday, rebounding from early declines after Federal Reserve Chair Jerome Powell said the economy was "in a good place," but uncertainty about U.S. trade policy led to Wall Street's biggest weekly decline in months.

Asia: Most Asian markets fell in early trade, with the MSCI Asia ex Japan down 0.4%, as China's consumer price index fell at the sharpest pace in 13 months in February, adding to growth worries from a fading U.S. economy and an escalating global trade war.

India: Indian stock market benchmark Nifty 50 ended in the green for the third consecutive session on Friday, March 7. However, the index clocked a nominal gain of 8 points as concerns over foreign capital outflow, major trade war, and economic growth slowdown continue weighing on sentiment. Nevertheless, the index closed with a gain of nearly 2 per cent, snapping the losing run of the last three consecutive weeks. **Market is expected to open on a negative note and likely to witness range bound move during the day.**

Global economy: Consumer Credit in the United States surged to \$18.08 bn. This figure, while significant, falls short of the projected forecast of \$15.60 bn. Compared to the forecasted figure, the actual Consumer Credit is higher by \$2.48 bn, indicating a stronger than expected consumer spending and confidence.

Hungary and the United States will agree on an economic cooperation package that will help the Hungarian economy and could offset the effect of possible U.S. tariffs. Hungary PM Viktor Orban, a long-time supporter of Trump, said that the economic package would expand on the already existing political alliance between Hungary and US.

Chinese consumer and producer inflation contracted more than expected in February, underscoring the need for more stimulus measures from Beijing amid persistent disinflation in the country. Chinese consumer price index inflation shrank 0.7% yoy, more than expectations for a drop of 0.4% and reversing course from a 0.5% increase in January.

Commodities: Oil prices fell on Monday as concern about the impact of U.S. import tariffs on global economic growth and fuel demand, as well as rising output from OPEC+ producers, cooled investor appetite for riskier assets.

Gold prices edged higher on Monday, helped by a weaker dollar and safe-haven flows triggered by fears of a global trade war, while investors awaited further clues to gauge the Federal Reserve's interest rate stance.

Currency: The dollar began Monday on a weak note after significant losses last week due to a potentially weakening U.S. labour market, while concerns over a global trade war led investors to safe havens, lifting the yen and the Swiss franc.

FII Derivative Transactions (Rs. Cr)

Contracts	Purchase		Sell		Net	Open Interest (OI)		OI (Previous day)		Change	
	Contract	Value	Contract	Value	Value	Contract	Value	Contract	Value	Contract	Value
Index Future	17343	2773	19146	3051	(278)	279326	43999	276625	43617	2701	382
Index Option	4336466	722966	4250257	707224	15742	2490514	405557	1968138	319529	522376	86028
Stock Future	243454	13863	270154	15505	(1642)	5649194	332979	5672864	335379	(23670)	(2400)
Stock Option	816706	49543	819297	49796	(253)	1037406	59136	980467	56128	56939	3008
Total	5413969	789145	5358854	775576	13569	9456440	841671	8898094	754653	558346	87018

FII All Activity-BBG (Rs Cr)	Buy	Sell	Net
28-Feb-25	40090	52116	(12026)
3-Mar-25	10063	14725	(4663)
4-Mar-25	12088	15624	(3536)
5-Mar-25	15423	17313	(1889)
6-Mar-25	13118	15757	(2639)
Month to date- Mar	50692	63419	(12727)
FII (Prov.) (Rs Cr)	Buy	Sell	Net
3-Mar-25	9846	14635	(4788)
4-Mar-25	12023	15428	(3406)
5-Mar-25	12046	14941	(2895)
6-Mar-25	9711	12089	(2377)
7-Mar-25	8635	10671	(2035)
Month to date-Mar	52262	67763	(15502)
DII (Prov.) (Rs. Cr)	Buy	Sell	Net
3-Mar-25	17344	8554	8791
4-Mar-25	13542	8691	4851
5-Mar-25	15068	11698	3371
6-Mar-25	13276	11658	1618
7-Mar-25	10453	8133	2320
Month to date-Mar	69684	48733	20951
FII Debt - BBG (Rs. Cr)	Buy	Sell	Net
28-Feb-25	13742	2296	11445
3-Mar-25	4667	869	3798
4-Mar-25	2596	2015	580
5-Mar-25	2681	1262	1419
6-Mar-25	2599	2449	150
Month to date- Mar	12542	6595	5948

Market Breadth	BSE		NSE	
	No.	%	No.	%
Advance	2478	60%	1814	62%
Decline	1516	37%	1060	36%
Unchanged	120	3%	69	2%

Market Turnover	07-Mar	06-Mar	Var (%)
BSE Cash	4423	5005	-12%
NSE Cash	82344	94950	-13%
NSE Futures	91007	115408	-21%
NSE Options	11464442	48128936	-76%
Total (Rs.Cr)	11642216	48344299	-76%

Volatility Index	07-Mar	06-Mar
Volatility Index	13.47	13.67

Index PE - TTM	07-Mar	Yr. High	Yr. Low
Sensex	20.7	25.7	20.3
Nifty	20.1	24.4	19.6

Corporate News

RailTel bags two railway orders worth ₹75.8 cr from Northern and East Central Railways

Telecom infrastructure firm RailTel Corporation of India Ltd has received two work orders worth a total of ₹75.8 cr from NR and ECR. The first order, valued at ₹28.29 cr, is from Northern Railway for indoor and outdoor double distant signaling work, to be completed by September 6, 2026. (CNBC)

Lupin launches Rivaroxaban Tablets USP, 2.5 mg in the US

Lupin has launched Rivaroxaban Tablets USP, 2.5 mg, following the final approval of its Abbreviated New Drug Application from the U.S. FDA. Rivaroxaban Tablets USP, 2.5 mg, is bioequivalent to Xarelto Tablets, 2.5 mg of Janssen Pharmaceuticals, Inc., and indicated to reduce the risk of major cardiovascular events in patients. (BS)

GMR Airports Stake in Delhi-Based DIAL Rises To 74% Post Acquisition from German Company

GMR Airports Ltd. has hiked its stake in Delhi airport operator DIAL to 74% after completing the acquisition of 10% shareholding from Germany's Fraport. Last September, the company, which is part of the GMR Group, announced entering into a share purchase agreement with Fraport AG Frankfurt Airport Services Worldwide for buying the 10% stake in Delhi International Airport Ltd (NDTV)

Economy

Govt levies 10 pc duty on mosur dal; extends duty-free import of yellow peas till May 31

The Indian government has imposed a 10% import duty on lentils, effective from March 8, to boost domestic supply. Additionally, the duty-free import of yellow peas has been extended until May 31. Previously, India allowed duty-free import of lentils and imported 30 lakh tonnes of yellow peas in 2024. (ET)

India's EU trade deal faces a costly hurdle due to strict laws

The EU's stringent environmental regulations pose significant challenges in the ongoing free trade agreement negotiations with India. Issues such as the Carbon Border Adjustment Mechanism and privacy data protection laws could impose additional costs on Indian exports, despite efforts for exemptions or compensatory measures. (ET)

International

India's Sun Pharma to buy Checkpoint Therapeutics for \$355 mln

Sun Pharmaceutical Industries Ltd. will buy Checkpoint Therapeutics Inc a Nasdaq-listed immunotherapy and oncology firm- for about \$355 mn. Sun will offer \$4.10 in cash for each share in Checkpoint, a nearly 66% premium to Checkpoint's Friday close of \$2.470. (Inv)

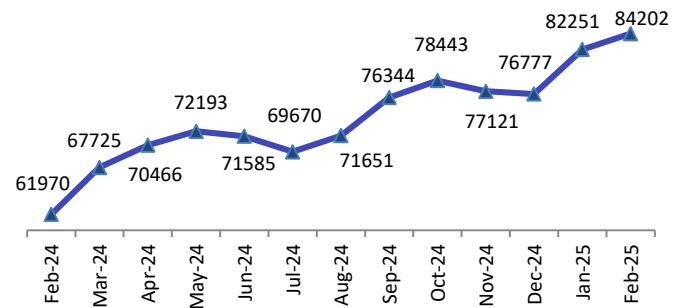
Top 5 Nifty Gainers	07-Mar	06-Mar	Var(%)
RELIANCE	1250	1210	3.3%
NESTLEIND	2238	2201	1.7%
BAJAJ-AUTO	7575	7462	1.5%
BEL	277	273	1.5%
HINDALCO	691	682	1.4%
Top 5 Nifty Losers	07-Mar	06-Mar	Var(%)
INDUSINDBK	937	972	-3.6%
NTPC	330	338	-2.5%
SHRIRAMFIN	631	644	-2.1%
INFY	1686	1716	-1.7%
HCLTECH	1558	1585	-1.7%

BSE Index Watch	Last	1 day	1 wk	1 mth	1 yr
SENSEX	74333	0.0%	1.5%	-3.9%	0.3%
MIDCAP	39888	-0.3%	3.4%	-5.4%	0.1%
SMLCAP	45607	0.8%	5.9%	-7.0%	2.1%
AUTO	47096	0.3%	2.7%	-9.3%	-2.7%
BANSEX	55501	-0.1%	1.2%	-2.0%	2.0%
Capital Goods	58912	0.5%	6.6%	-2.4%	-0.9%
FMCG	18837	0.0%	2.5%	-5.5%	-3.7%
Health Care	39557	-0.4%	3.5%	-6.2%	13.4%
IT	37197	-0.8%	1.4%	-11.1%	-1.5%
METAL	30224	0.4%	7.9%	7.4%	5.2%
Oil & Gas	23834	0.1%	5.6%	-2.5%	-16.3%
Power	6153	-0.6%	6.8%	0.7%	-9.9%
Realty	6333	-0.8%	2.3%	-9.1%	-12.5%

NSE USD Futures	07-Mar	06-Mar	Var (%)
Mar Expiry (Rs./\$)	88.41	88.41	0.0%
Apr Expiry (Rs./\$)	85.50	85.50	0.0%
Total Turnover (Rs. Crore)	1818	1809	0%

Sectors	TTM PE
Auto	28.23
Auto Ancillary	38.28
Banking	12.63
Engineering	48.34
Cement	68.05
Diamonds & Jewellery	43.94
Housing Finance	24.08
Infrastructure & Const	29.52
Metals-Aluminium	24.9
Metal – Steel	17.08
Oil Expl.	9.1
Pharma	8.82
Power – Gen. Supp.	37.37
Information Tech.	25.98
Sugar	16.32
Telecom Serv. Prov.	42.47
Tyres	26.66

Gold (Rs/10 gm) (Source: MCX)



10 year G-Sec Yield	Current	Previous	Change
US	4.28%	4.30%	(2) bps
Japan	1.56%	1.52%	4 bps
India	6.69%	6.68%	1 bps
UK	4.64%	4.66%	(2) bps
Libor 3 Mths	4.85%	4.85%	(0) bps

Indian Eco Data	Current	Previous	Var(%)
Forex Reserve (US\$ in bn)	639	639	0.0%
Inflation - WPI	2.31%	2.37%	(6) bps
Inflation - CPI	4.31%	5.22%	(91) bps

India GDP	Q2FY25	Q1FY25	Var(%)
Growth	6.15%	5.58%	57 bps

Monetary Policy	Current	Previous	Change
Repo Rate	6.25%	6.50%	(25) bps
Reverse Repo Rate	3.35%	3.35%	0 bps
CRR	4.00%	4.00%	0 bps
O/S Banking System Liquidity (Rs bn)	-793	-723	(70.2)

IIP Growth %	Nov-24	Nov-23	Apr-Feb
IIP	5.2	2.5	4.4
Capital Goods	9.0	-1.1	4.5
Mining	5.8	1.3	4.1
Manufacturing	4.4	5.8	6.0
Electricity	1.9	7.0	3.6

Bulk Deal As On 07/03/25

BSE

Security Code	Security Name	Client Name	Deal	Quantity	Price
544353	AMWILL	NAMRATA CHANDRAPRAKASH KHANDELWAL	S	100800	78.71
544353	AMWILL	PANKAJ DHANJI CHHEDA HUF	B	189600	78.91
544337	AVAX	ANSARI NAMRA FIRDAUS AAMIR ANJUM	B	6000	112.27
539288	AVI	RUCHIRA GOYAL	B	25000	17.28
537766	BCP	MULTIPLIER SHARE & STOCK ADVISORS PRIVATE LIMITED	S	499048	2.16
537766	BCP	MULTIPLIER SHARE & STOCK ADVISORS PRIVATE LIMITED	B	2944759	2.16
537766	BCP	SAUMIL ARVINDBHAI BHAVNAGARI	S	632503	2.17
537766	BCP	SETU SECURITIES PVT. LTD.	S	650000	2.16
537766	BCP	SETU SECURITIES PVT. LTD.	B	650000	2.16
537766	BCP	SRESTHA FINVEST LIMITED	S	1492914	2.17
537766	BCP	SRESTHA FINVEST LIMITED	B	1726354	2.16
537766	BCP	SUMEET SINGHVI (HUF)	S	3000000	2.16
540310	CFL	DIVYA KANDA	B	35000	27.5
540310	CFL	VIVEK KANDA	S	35000	27.5
532801	CTE	PRIYADARSHAN PRABHAKAR SIRAS	S	114052	54.64
543284	EKI	MANISH KUMAR DABKARA	S	401467	124.17
543284	EKI	MANSI SHARE & STOCK ADVISORS PRIVATE LIMITED	B	200000	124.05
502865	FORBESCO	NEXPACT LIMITED	S	120273	296.51
543520	GLHRL	HARSHAD RASIKLAL SHETH	S	181000	24.07
531913	GOPAIST	SMITHA POLINENI	S	25000	6.26
526967	HEERAISP	GEETA VINAYAK DATE	S	52500	5.37
526967	HEERAISP	PUSHKAR VINAYAK DATE	B	52500	5.37
544349	HMEML	SETU SECURITIES PVT LTD	B	155200	72.05
540134	IISL	KRISHNA TRADE FINANCE	S	20527	6.5
540134	IISL	KRISHNA TRADE FINANCE	B	84573	6.93
539947	JLL	DIVYA KANDA	B	18693	38.17
516078	JUMBO	MUKESH	S	52101	61.04
516078	JUMBO	SNB SECURITIES PRIVATE LIMITED	B	46100	61
523566	MARBU	KAMAL KUMAR DUGAR AND CO (PROP : KAMAL KUMAR DUGAR)	S	97799	79.74
540809	MRCAGRO	RASHI AGRAWAL	S	173500	13.83
540809	MRCAGRO	SHILPI GUPTA	B	317000	13.72
543207	NATURAL	ARUNKUMAR DASHRATHBHAI PRAJAPATI HUF	B	144687	13.01
543579	NATURO	PREMRATAN O DAMANI	S	152000	3.39
543400	OMNIPOTENT	VINAY KUMAR TEKRIWAL	B	100000	7.71
535657	OONE	KANTAMNENI HIMA BINDU	B	99170	7.1
540727	POOJA	PRATYUSH MITTAL	B	100000	29.63
540727	POOJA	SATYA PRAKASH MITTAL	S	100000	29.63
530095	PRADHIN	GAUTAM RAJ	S	5300000	0.68
511116	QUADRANT	DEVI TRADERS LLP	B	5000000	0.35
511116	QUADRANT	IDBI TRUSTEESHIP SERVICES LTD	S	6000000	0.35
538452	QUASAR	VAKANDA SERVICES PRIVATE LIMITED	S	5536834	1
538452	QUASAR	VAKANDA SERVICES PRIVATE LIMITED	B	114331	0.99
544074	SBVCL	NEELAM MITTAL	S	55200	108.55
544074	SBVCL	SATYA PRAKASH MITTAL HUF	B	82800	108.55
519031	SHAHFOOD	DIVYA KANDA	B	7584	137.77
519031	SHAHFOOD	VIVEK KANDA	S	7294	137.75
539117	SUJALA	ANIL ZAVERCHAND MEHTA	B	29100	71.08
539117	SUJALA	SUNAYANA INVESTMENT COMPANY LIMITED	S	48169	71.78
539117	SUJALA	SUNAYANA INVESTMENT COMPANY LIMITED	B	18142	74.2

531499	SYBLY	DIVYA KANDA	S	59463	5.47
542765	TRANSPACT	CHHAYA GAURANG SHAH	S	22000	180
542765	TRANSPACT	RAVI GOYAL (HUF)	B	24000	179.99
542803	VEL	DOLLY VISHAL SHAH	B	100000	12
542803	VEL	KRESHA KAILASH GUPTA	S	286216	12
542803	VEL	NIKHIL KUMAR GUPTA	B	75000	12
542803	VEL	QMIN INDUSTRIES LIMITED	S	72000	12
542803	VEL	VARSHA VAIBHAV PATIL	B	123000	12
533252	WELINV	RUBICS CORPORATION PRIVATE LIMITED	B	23000	685

NSE

Security Code	Security Name	Client Name	Deal	Quantity	Price
BALAJIPHOS	Balaji Phosphates Limited	BEACON STONE CAPITAL VCC - BEACON STONE I	SELL	286000	74.47
BALAJIPHOS	Balaji Phosphates Limited	CORE INC	BUY	198000	74
BALAJIPHOS	Balaji Phosphates Limited	GRETEX SHARE BROKING LIMITED	BUY	660000	74.6
DVL	Dhunseri Petrochem Limite	NAGA DHUNSERI GROUP LIMITED	SELL	3078759	333.5
DVL	Dhunseri Petrochem Limite	NAGA DHUNSERI GROUP LIMITED	SELL	3078759	333.5
DTIL	Dhunseri Tea & Ind. Ltd.	DHUNSERI INVESTMENTS LIMITED	SELL	4809595	187.2
DTIL	Dhunseri Tea & Ind. Ltd.	DHUNSERI INVESTMENTS LIMITED	SELL	4809595	187.2
DTIL	Dhunseri Tea & Ind. Ltd.	NAGA DHUNSERI GROUP LIMITED	BUY	4809595	187.2
DTIL	Dhunseri Tea & Ind. Ltd.	NAGA DHUNSERI GROUP LIMITED	BUY	4809595	187.2
GENSOL	Gensol Engineering Ltd	ANMOL SINGH JAGGI	SELL	800000	320.01
GENSOL	Gensol Engineering Ltd	SHIRISH KISHOR SANKHE	SELL	295330	326.95
JAYBEE	Jay Bee Laminations Ltd	HUTOXY KERSI BHADHA	BUY	113000	248.84
NIDAN	Nidan Labs and Health Ltd	NEELAM MITTAL	BUY	89000	21.65
NIDAN	Nidan Labs and Health Ltd	SATYA PRAKASH MITTAL	SELL	89000	21.65
POLYSIL	Polysil Irrigation Syst L	KPBS WEALTH PRIVATE LIMITED	BUY	920000	16.3
POLYSIL	Polysil Irrigation Syst L	MANDALIYA UDAY KANAIYALAL	BUY	60000	16.3
POLYSIL	Polysil Irrigation Syst L	MANIYA SATISHKUMAR DAYABHAI	SELL	500000	16.3
POLYSIL	Polysil Irrigation Syst L	MARKET-HUB STOCK BROKING PVT. LTD.	SELL	228000	16.3
POLYSIL	Polysil Irrigation Syst L	MEENABEN BHARATBHAI TANK	BUY	166000	16.3
POLYSIL	Polysil Irrigation Syst L	PAYAL JAIN	SELL	250000	16.3
POLYSIL	Polysil Irrigation Syst L	RAMESH VIRJIBHAI KAKADIYA	SELL	344000	16.3
POLYSIL	Polysil Irrigation Syst L	ROHANKUMARHASMUKHBHAIDESAI	BUY	60000	16.3
POLYSIL	Polysil Irrigation Syst L	SUNILKUMAR DIPLAL SHAH	SELL	642000	16.3
POLYSIL	Polysil Irrigation Syst L	SW CAPITAL PRIVATE LIMITED	BUY	400000	16.3
DIAMONDYD	Prataap Snacks Limited	SARAVANA SECURITIES D.SATHYAMOORTHY	BUY	175000	1091.9
DIAMONDYD	Prataap Snacks Limited	SSPL SECURITIES PRIVATE LIMITED	SELL	130000	1092.54
SIKKO	Sikko Industries Limited	ZETA GLOBAL FUNDS (OEIC) PCC LIMITED - ZETA SERIES B FUND PC	BUY	350000	80
VERTEXPLUS	Vertex plus Technologies L	DINA NATH GUPTA	BUY	49800	112.8
VERTEXPLUS	Vertex plus Technologies L	KOMAL ANKIT AGRAWAL	BUY	49800	112.8

Disclosure:

Research Reports that are published by Nirmal Bang Securities Private Limited (hereinafter referred to as "NBSPL") are for private circulation only. NBSPL is a registered Research Analyst under SEBI (Research Analyst) Regulations, 2014 having Registration no. INH000001766. NBSPL is also a registered Stock Broker with National Stock Exchange of India Limited, BSE Limited, Metropolitan Stock Exchange of India Limited, Multi Commodity Exchange of India Limited and , National Commodity and Derivative Exchange Limited in Capital Market , Equity and Commodities derivatives segments and Currency Derivatives Segment .

NBSPL has other business divisions with independent research teams separated by Chinese walls, and therefore may, at times, have different or contrary views on stocks and markets.

NBSPL or its associates have not been debarred / suspended by SEBI or any other regulatory authority for accessing / dealing in securities Market since last 20 years. NBSPL, its associates or analyst or his relatives do not hold any financial interest (Except Investment) in the subject company. NBSPL or its associates or Analyst do not have any conflict or material conflict of interest at the time of publication of the research report with the subject company. NBSPL or its associates or Analyst or his relatives may or may not hold beneficial ownership of 1% or more in the subject company at the end of the month immediately preceding the date of publication of this research report.

NBSPL or its associates / analyst has not received any compensation / managed or co-managed public offering of securities of the company covered by Analyst during the past twelve months. NBSPL or its associates have not received any compensation or other benefits from the company covered by Analyst or third party in connection with the research report. Analyst has not served as an officer, director or employee of Subject Company. NBSPL / analyst has not been engaged in market making activity of the subject company.

Analyst Certification: The research analysts and authors of these reports, hereby certify that the views expressed in this research report accurately reflects my/our personal views about the subject securities, issuers, products, sectors or industries. It is also certified that no part of the compensation of the analyst(s) was, is, or will be directly or indirectly related to the inclusion of specific recommendations or views in this research. The analyst(s) principally responsible for the preparation of this research report and has taken reasonable care to achieve and maintain independence and objectivity in making any recommendations.

Disclaimer:

The Research Report is for the personal information of the authorized recipient and does not construe to be any investment, legal or taxation advice. NBSPL is not soliciting any action based upon it. Nothing in the research report shall be construed as a solicitation to buy or sell any security or product, or to engage in or refrain from engaging in any such transaction. In preparing the research report, we did not take into account the investment objectives, financial situation and particular needs of the reader.

The research report has been prepared for the general use of the clients of NBSPL and must not be copied, either in whole or in part, or distributed or redistributed to any other person in any form. If you are not the intended recipient you must not use or disclose the information in the research report in any way. Though disseminated to all the customers simultaneously, not all customers may receive the research report at the same time. NBSPL will not treat recipients as customers by virtue of their receiving the research report. The research report is not directed or intended for distribution to or use by any person or entity resident in a state, country or any jurisdiction, where such distribution, publication, availability or use would be contrary to law, regulation or which would subject NBSPL & its group companies to registration or licensing requirements within such jurisdictions.

The report is based on the information obtained from sources believed to be reliable, but we do not make any representation or warranty that it is accurate, complete or up-to-date and it should not be relied upon as such. We accept no obligation to correct or update the information or opinions in it. NBSPL or any of its affiliates or employees shall not be in any way responsible for any loss or damage that may arise to any person from any inadvertent error in the information contained in the research report. NBSPL or any of its affiliates or employees do not provide, at any time, any express or implied warranty of any kind, regarding any matter pertaining to this report, including without limitation the implied warranties of merchantability, fitness for a particular purpose, and non-infringement. The recipients of the research report should rely on their own investigations.

This information is subject to change without any prior notice. NBSPL reserves its absolute discretion and right to make or refrain from making modifications and alterations to this statement from time to time. Nevertheless, NBSPL is committed to providing independent and transparent recommendations to its clients, and would be happy to provide information in response to specific client queries.

Before making an investment decision on the basis of research report, the reader needs to consider, with or without the assistance of an adviser, whether the advice is appropriate in light of their particular investment needs, objectives and financial circumstances. There are risks involved in securities trading. The price of securities can and does fluctuate, and an individual security may even become valueless. International investors are reminded of the additional risks inherent in international investments, such as currency fluctuations and international stock market or economic conditions, which may adversely affect the value of the investment. Opinions expressed are subject to change without any notice. Neither the company nor the director or the employees of NBSPL accept any liability whatsoever for any direct, indirect, consequential or other loss arising from any use of the research report and/or further communication in relation to the research report. Here it may be noted that neither NBSPL, nor its directors, employees, agents or representatives shall be liable for any damages whether direct or indirect, incidental, special or consequential including lost revenue or lost profit that may arise from or in connection with the use of the information contained in the research report.

Copyright of this document vests exclusively with NBSPL.

Our reports are also available on our website

Registration granted by SEBI and certification from NISM in no way guarantee performance of NBSPL or provide any assurance of returns to investors.

Nirmal Bang Research (Division of Nirmal Bang Securities Pvt. Ltd.)

B-2, 301/302, Marathon Innova,
Opp. Peninsula Corporate Park
Off. Ganpatrao Kadam Marg
Lower Parel(W), Mumbai-400013
Board No. : 91 22 6723 8000/8001
Fax. : 022 6723 8010